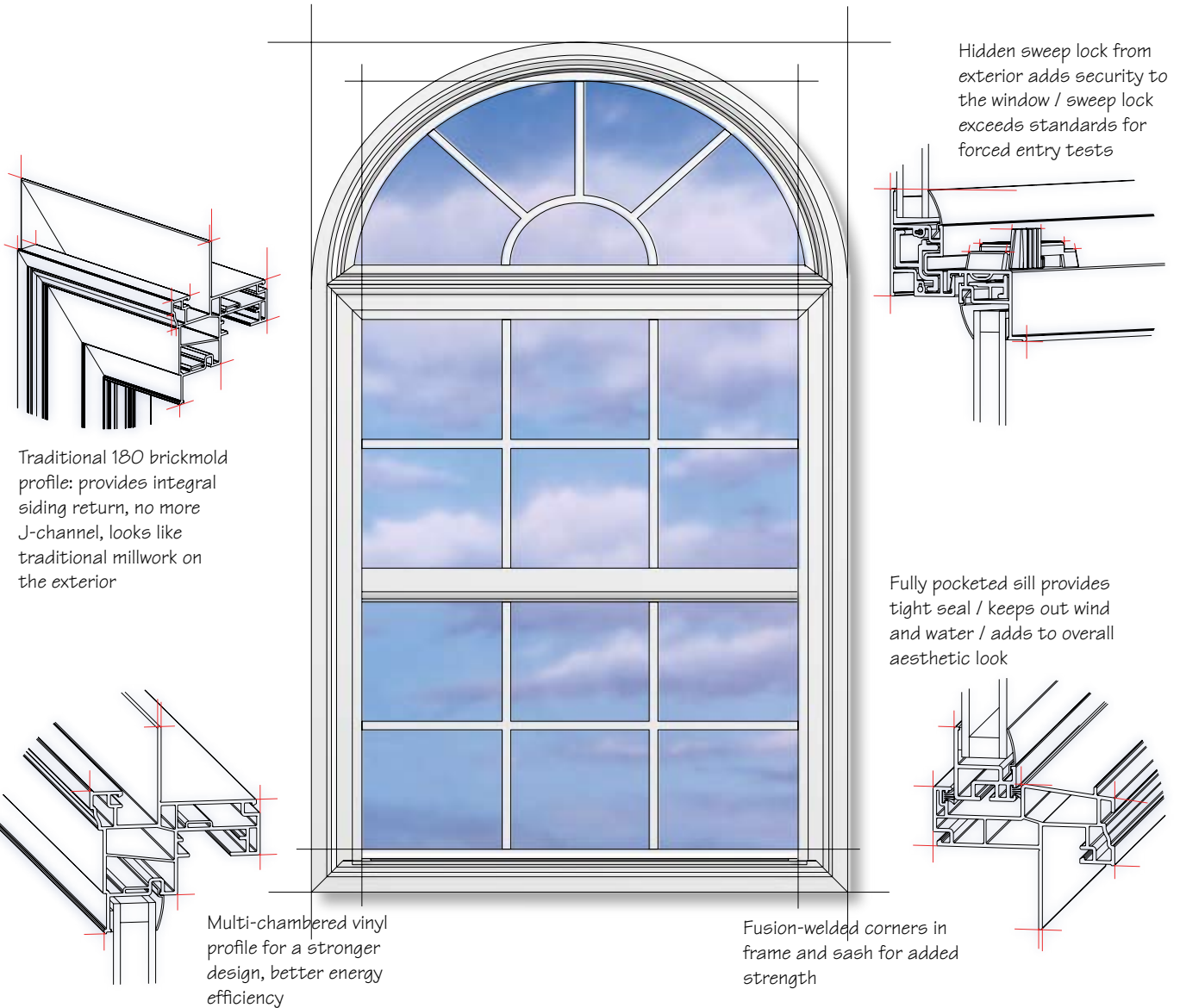


CENWOOD VINYL WINDOWS

We researched, then we designed.

We listened, then we built to your specifications.



FEATURES AND BENEFITS

SERIES SH-180

SINGLE-HUNG

Fusion-welded corners and multiple hollow chambers for watertight strength and energy efficiency

Glazing 5/8" overall for maximum thermal performance

Optional Low-E glass for increased energy efficiency and UV protection

Removable fixed meeting rail

Interlocking panels for protection from wind and water

Panel tilts-in for easy cleaning from indoors

Integral nail fin

Cam lock hidden from exterior view for added security. Lock meets tough forced-entry testing requirements

Reinforced release latch with raised thumb button for safe, sure tilt action

Lift rail for easy opening and closing

DuraSeal® warm edge spacer for enhanced resistance to heat transfer resulting in improved energy efficiency and reduced condensation

PICTURE WINDOW

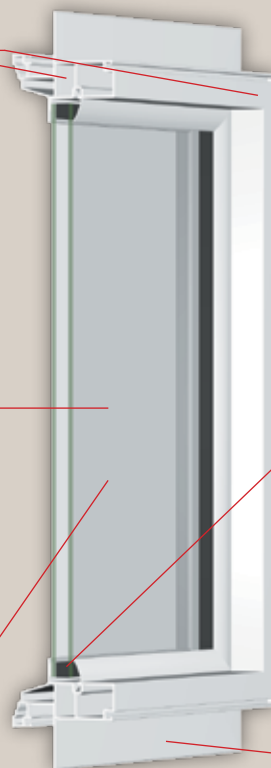
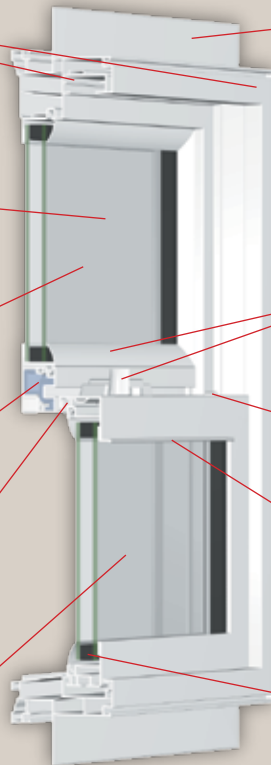
Fusion-welded corners and multiple hollow chambers for watertight strength and energy efficiency

Glazing 5/8" overall for maximum thermal performance

Optional Low-E glass for increased energy efficiency and UV protection

DuraSeal® warm edge spacer for enhanced resistance to heat transfer resulting in improved energy efficiency and reduced condensation












































































Integral nail fin



WINDOW SIZE CHARTS
































































SERIES SH-180

SINGLE-HUNG

| ROUGH OPENING | 20" | 24" | 28" | 30" | 32" | 36" | 40" | 48" |
|----------------|---|--|--|--|--|--|--|--|
| UNIT DIMENSION | 19-1/2" | 23-1/2" | 27-1/2" | 29-1/2" | 31-1/2" | 35-1/2" | 39-1/2" | 47-1/2" |
| 36" |  |   |   |   |   |   |   |   |
| 35-1/2" | | | | | | | | |
| 48" |  |   |   |   |   |   |   |   |
| 47-1/2" | | | | | | | | |
| 52" |  |   |   |   |   |   |   |   |
| 51-1/2" | | | | | | | | |
| 60" |  |   |   |   |   |   |   |   |
| 59-1/2" | | | | | | | | |
| 72" |  |   |   |   |   |   |   |   |
| 71-1/2" | | | | | | | | |

DW / Dry Wall Pass E / Meets Egress Requirements **Rated DP 30 Twins and triples available in all sizes. Continuous head and sill optional.

PICTURE WINDOW

| ROUGH OPENING | 12" | 24" | 36" | 48" | 60" | 72" |
|----------------|---|--|--|--|--|--|
| UNIT DIMENSION | 11-1/2" | 23-1/2" | 35-1/2" | 47-1/2" | 59-1/2" | 71-1/2" |
| 12" |  |   |  |   |   |   |
| 11-1/2" | | | | | | |
| 24" |  |   |   |   |   |   |
| 23-1/2" | | | | | | |
| 36" |  |   |   |   |   |   |
| 35-1/2" | | | | | | |
| 48" |  |   |   |   |   |   |
| 47-1/2" | | | | | | |
| 60" |  |   |   |   |   |   |
| 59-1/2" | | | | | | |
| 72" |  |   |   |   |   | |
| 71-1/2" | | | | | | |

T / TO - Tempered and Tempered Obscure **Rated DP 30

ROUND TOPS & SEGMENTS

CENWOOD VINYL STANDARD ROUND TOPS



RT-1



RT-2



RT-3



RT-4



RT-5



RT-6



RT-7

CENWOOD VINYL STANDARD SEGMENTS



SG-1



SG-2



SG-3



SG-4



SG-5



SG-6

SPECIALTY SHAPES



EXTENDED HALF ROUND



OCTAGON



QUARTER ROUND



TRAPEZOID



FULL ROUND

VINYL: THE PERFECT CHOICE

LOOKS BEAUTIFUL YEAR AFTER YEAR

Cenwood vinyl windows will enhance the look of your home for years to come. They will never corrode or rust, rot, peel or flake, and they never need painting. Just clean them with soap and water for low maintenance upkeep to maintain that beautiful look.

EASY TO OPERATE

The Cenwood vinyl tilt single-hung window not only operates easily—sliding up and down—but with its tilt in sash it's easy to clean from indoors!

MORE SECURE

Cenwood vinyl windows feature reinforced interlocking rails and strong, durable hardware that exceeds the toughest forced entry resistance tests in the industry.

YEAR-ROUND ENERGY EFFICIENCY

Cenwood vinyl windows will help reduce costly energy bills by combining their unique energy-saving design with high-technology glass that keeps your home warmer in winter, cooler in summer, resulting in year-round comfort.

PERFORMANCE DATA

TEST SPECIFICATIONS

ANSI/AAMA/WDNA 101/I.S. W.97

180 Single-Hung

180 Picture Window

Unit Size:
36" x 72" = R-30
48" x 72" = R-20

Unit Size:
48" x 72" = R-30

WARRANTY

Cenwood Vinyl warrants the insulated glass for a period of 10 years. Cenwood Vinyl products are fully warranted against defects in workmanship and materials for a period of 1 year. (See Full Warranty Statement)

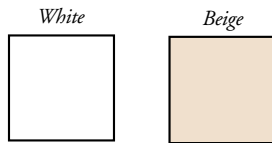
GRID OPTIONS

Cenwood vinyl windows are available with 3/4-inch flat grid in standard or custom patterns, and are sealed inside the glass panes for easy window cleaning.



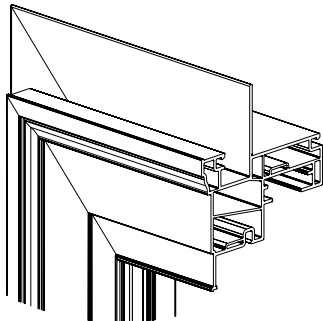
COLOR OPTIONS

Cenwood vinyl windows are available in two standard colors:



TRADITIONAL 180 BRICKMOLD

Our traditional 180 brickmold profile is the ideal choice for integral siding return on the exterior of your window, thus eliminating the need for a J-channel profile. The brickmold profile also provides a traditional millwork look.



LOW-E, ENERGY-EFFICIENT GLASS

Low-E coated glass is an important component for all of our vinyl windows. Low-E is a microscopically thin, virtually invisible coating deposited on the glass surface. This coating limits radiant heat flow between the window panes by reflecting heat into your home during the cold winter months, and back to the outdoors during the warm summer months. Low-E also protects your homes interior from damaging UV rays.



Low-E glass reflects the heat out during the hot summer months.



Low-E glass reflects the heat back in during the cold winter months.

HI TECH WARM EDGE SPACER

DuraSeal®, a versatile, flexible warm edge spacer system for your windows is constructed using hi-tech composite laminating technology that:

- Reduces the heat transfer around the perimeter of the insulating glass
- Keeps your home warmer during the cold winter months and cooler during the warm summer months
- Keeps your home more comfortable and quiet
- Reduces condensation
- Helps reduce your energy bill



DuraSeal incorporates a unique laminating process to manufacture a versatile flexible insulating glass spacer system.

Your Authorized Cenwood Windows Dealer: